

5 Fresh Ways To Keep Riding The Bull!

UnTrade Your Way To Profits

UnTrade is a groundbreaking automated crypto investing solution, providing investors with access to advanced Alpha strategies created by quant traders.

UPDATES

UnTrade is now offering five new trading strategies.

Untrade will soon launch a new **Ethereum strategy** to capture the upcoming ETF inflows.

Endurance, our newest strategy, gained **15% ROI** from its **first two signals**.

TOP TRADES

ENDURANCE BTC BUY Placed On 05/02/2024 05:30:00 Closed On 24/02/2024 05:30:00 ENTRY PRICE 63235.9300 EXIT PRICE 67393.0600 PNL 13.15% NET PNL 13.14%	PATHFINDER BTC BUY Placed On 18/05/2024 05:30:12 Closed On 24/02/2024 05:30:12 ENTRY PRICE 66989.8000 EXIT PRICE 67985.9000 PNL 1.49% NET PNL 1.39%	ENDURANCE BTC SELL Placed On 20/04/2024 10:30:32 Closed On 05/02/2024 08:30:00 ENTRY PRICE 65200.0000 EXIT PRICE 62900.0000 PNL 7.06% NET PNL 7.05%
--	---	---

-NEW STRATEGY ON UNTRADE-

1 PATHFINDER: COMPOUND STATISTICS

PATHFINDER - COMPOUNDED

Pathfinder harnesses the power of machine learning to dynamically adapt to evolving sentiments and trends, predicting future movements with precision and agility.

★ **PATHFINDER Strategy Profitability Benchmarks**
4/4 YEARLY | 14/17 QUARTERLY

● **PATHFINDER** ● **BTC TRENDS**

Algo Overview

Pair Futures	Draw Down	Time to Recovery	Win Rate	No of Trade
BTC/USDT	34.36% 2.05% MAX Avg	121 Days 59 Days MAX Avg	58.44%	154

(BTC Price vs Compound Portfolio Growth)



2 CATALYST : 1X COMPOUNDED STATISTICS

CATALYST - 1x

Catalyst harnesses the power of exponential moving averages to enter trends with volatility-adjusted stop losses. It ensures precise entries and optimal risk management for better performance.

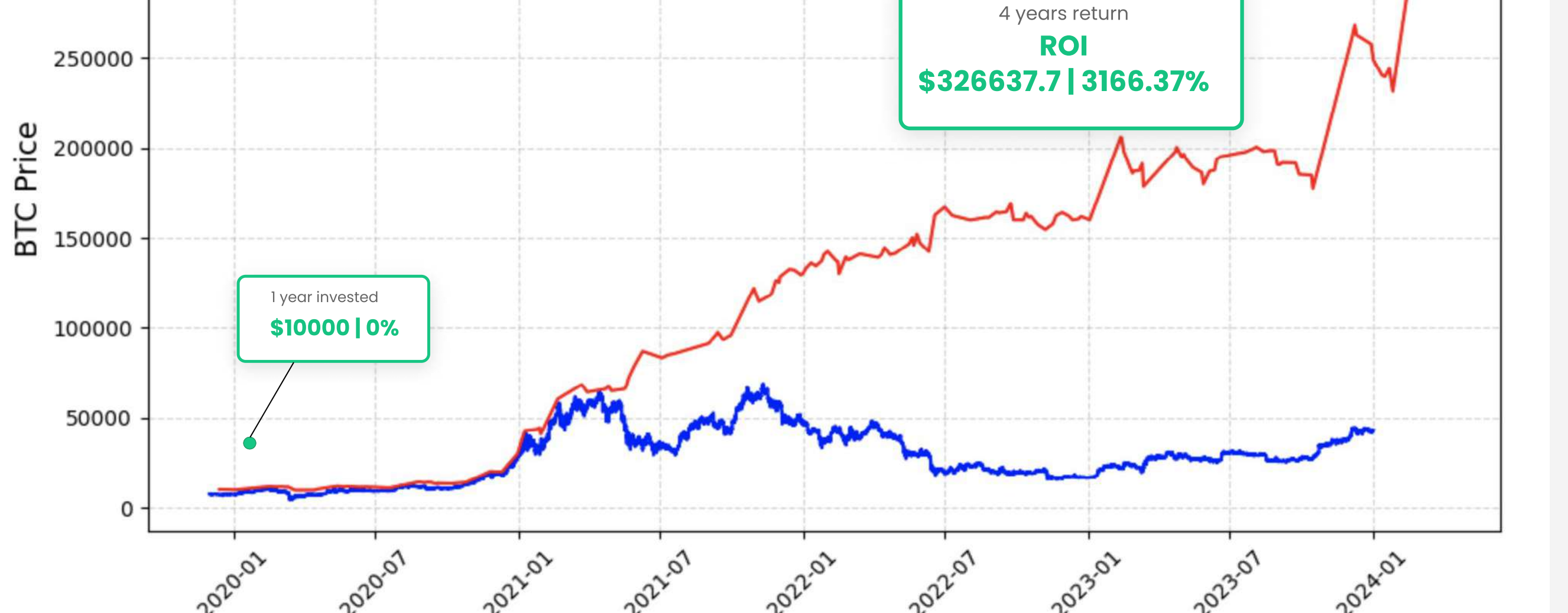
★ **CATALYST Strategy Profitability Benchmarks**
4/4 YEARLY | 14/17 QUARTERLY

● **CATALYST - 1X** ● **BTC TRENDS**

Algo Overview

Pair Futures	Draw Down	Time to Recovery	Win Rate	No of Trade
BTC/USDT	18.04% 3.84% MAX Avg	96.75 Days 59 Days MAX Avg	61.75%	183

(BTC Price vs Compound Portfolio Growth)



3 CATALYST : 2X COMPOUNDED STATISTICS

CATALYST - 2x

Catalyst harnesses the power of exponential moving averages to enter trends with volatility-adjusted stop losses. It ensures precise entries and optimal risk management for better performance.

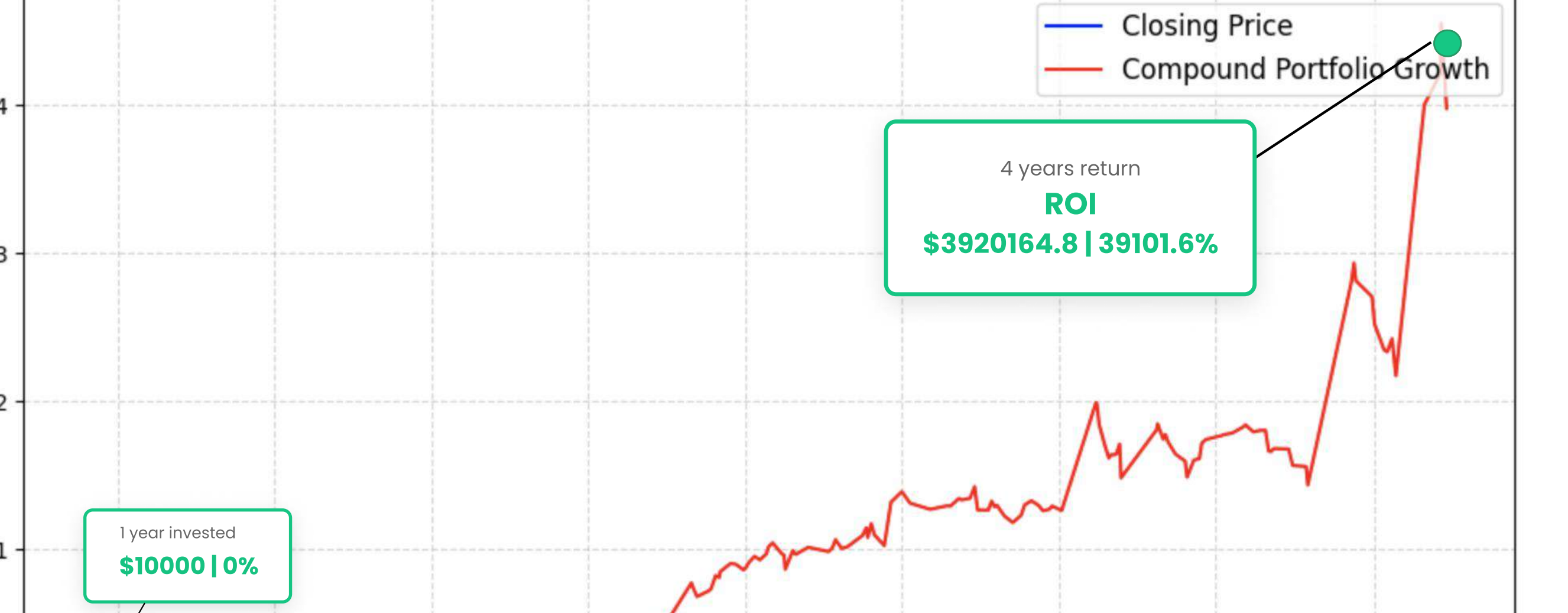
★ **CATALYST Strategy Profitability Benchmarks**
4/4 YEARLY | 14/17 QUARTERLY

● **CATALYST - 2X** ● **BTC TRENDS**

Algo Overview

Pair Futures	Draw Down	Time to Recovery	Win Rate	No of Trade
BTC/USDT	35.41% 8.17% MAX Avg	96.75 Days 59 Days MAX Avg	61.75%	183

(BTC Price vs Compound Portfolio Growth)



4 ENDURANCE : 1X COMPOUNDED STATISTICS

ENDURANCE - 1X

Endurance captures underlying trends with an impressive risk-reward ratio of 1:5, ensuring a high potential for substantial gains. It aims to ride the most robust trends in a timely manner, maximizing profit opportunities.

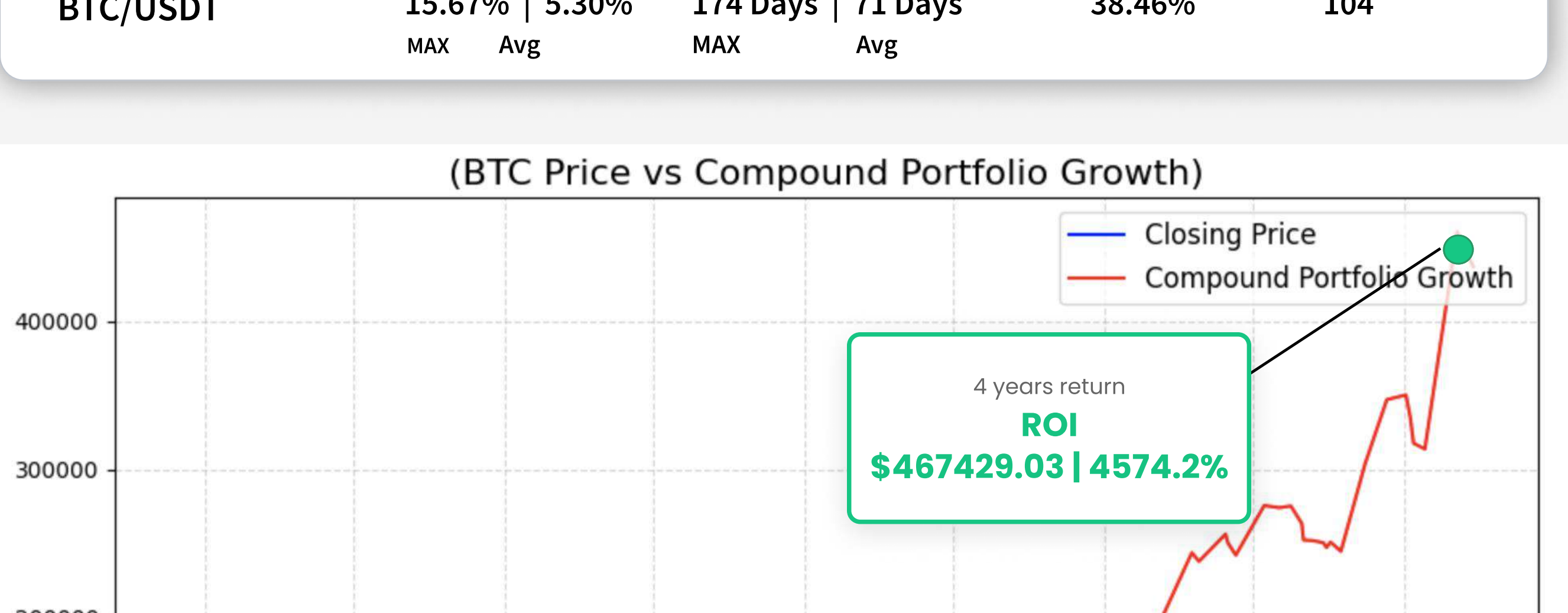
★ **PATHFINDER Strategy Profitability Benchmarks**
4/4 YEARLY | 14/17 QUARTERLY

● **ENDURANCE - 1X** ● **BTC TRENDS**

Algo Overview

Pair Futures	Draw Down	Time to Recovery	Win Rate	No of Trade
BTC/USDT	15.67% 5.30% MAX Avg	174 Days 71 Days MAX Avg	38.46%	104

(BTC Price vs Compound Portfolio Growth)



5 ENDURANCE : 2X COMPOUNDED STATISTICS

ENDURANCE - 2X

Endurance captures underlying trends with an impressive risk-reward ratio of 1:5, ensuring a high potential for substantial gains. It aims to ride the most robust trends in a timely manner, maximizing profit opportunities.


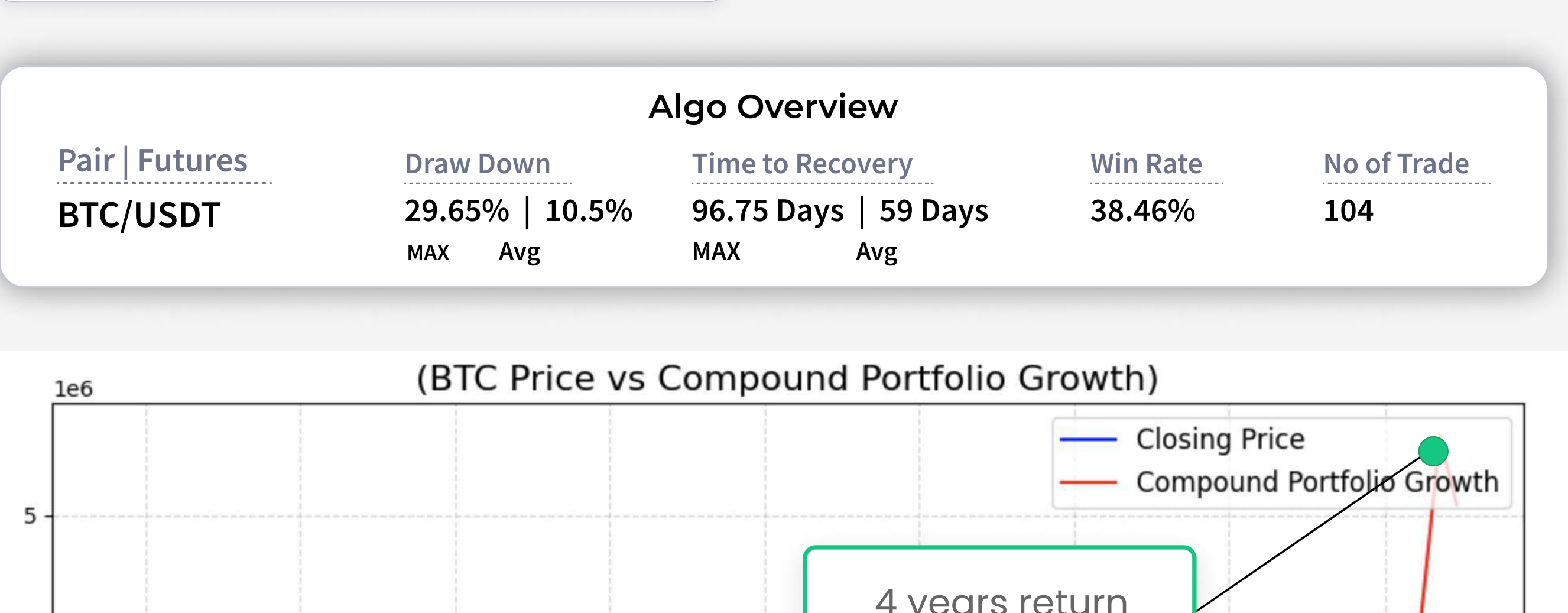
★ **PATHFINDER Strategy Profitability Benchmarks**
4/4 YEARLY | 14/17 QUARTERLY

● **ENDURANCE - 2X** ● **BTC TRENDS**

Algo Overview

Pair Futures	Draw Down	Time to Recovery	Win Rate	No of Trade
BTC/USDT	29.65% 10.5% MAX Avg	96.75 Days 59 Days MAX Avg	38.46%	104

(BTC Price vs Compound Portfolio Growth)



FREE

\$150 Subscription
\$500 Delta (Store Credit)

LIMITED TIME OFFER

REQUEST ACCESS NOW